

YTD Sep 2019 Financial Summary

October 22, 2019

Doha, Qatar

Qatar National Cement Co. (Q.P.S.C)



TABLE OF CONTENTS

- Company Profile
- Financial Highlights and Financial Performance
- Other Financial Information
- Outlook

Company Profile

- Established in 1965 with Emiri Decree No. 07.
- Major Producer and Seller of OPC, SRC Cement and Washed Sand in the State of Qatar.
- 4 Cement Plants, 2 Sand Washing Plants and Calcium Carbonate Plant.
- Total Cement Production Capacity of 19,000 T.P.D.
- Total Sand Washing Plant Production Capacity of 40,000 T.P.D.
- Managed by experienced and professional management.

Condensed Interim Income Statement for the nine months ended Sep 30,2019
(Unaudited)

(All amounts in Qr. (000))

	2019	2018	2017
Sales	538,485	633,025	748,208
Cost of Sales	(409,092)	(425,722)	(542,049)
Gross Profit	129,393	207,303	242,159
Other Income	28,844	34,079	30,742
Income\ (loss) from Associate	(3,200)	471	(2,797)
Selling & Dis. Exp	(5,064)	(4,825)	(5,237)
G&A exp	(15,243)	(15,045)	(22,062)
Finance Cost	(5,314)	(3,106)	-
Net Profit for the Period	129,416	218,877	242,805

Financial Performance-YTD Sep 19

(All amounts in Qr. (000))

Revenue

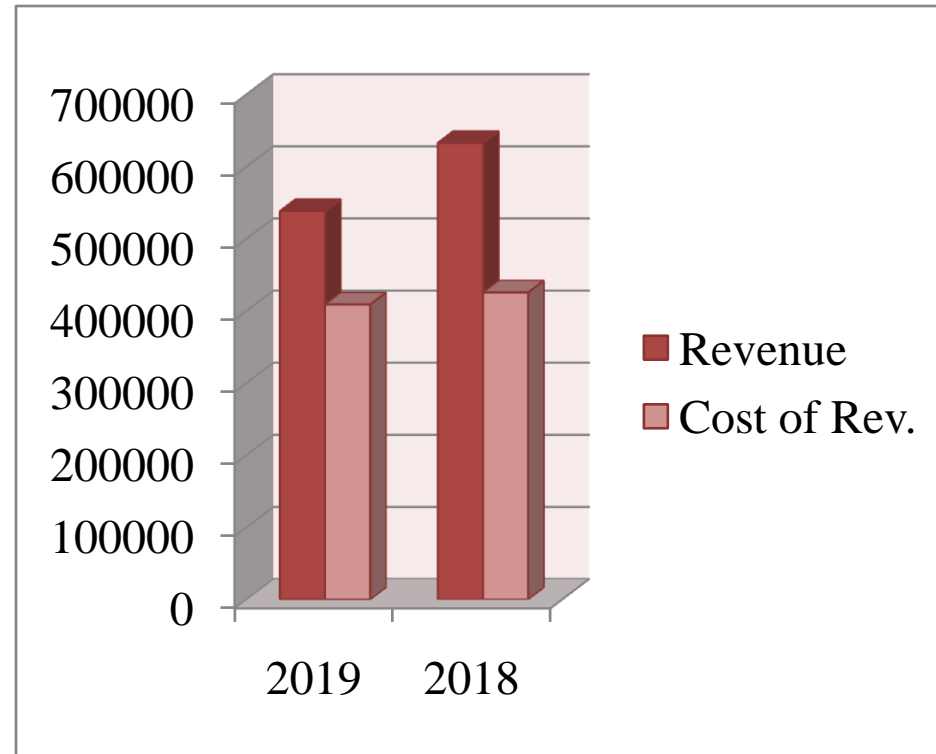
15% drop in revenue driven by following factors:

- Reduction in volumes which is partly compensated by increased in revenue from trading products.
- Reduction in prices during the summer season.

Cost of Revenue

The cost of revenue has dropped only 4%:

Increase in cost of revenue is mainly due to increase in fixed cost.

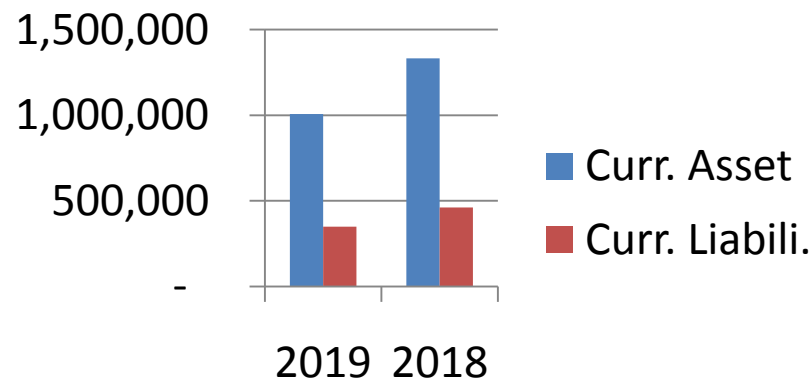


Financial Performance-YTD Sep 19

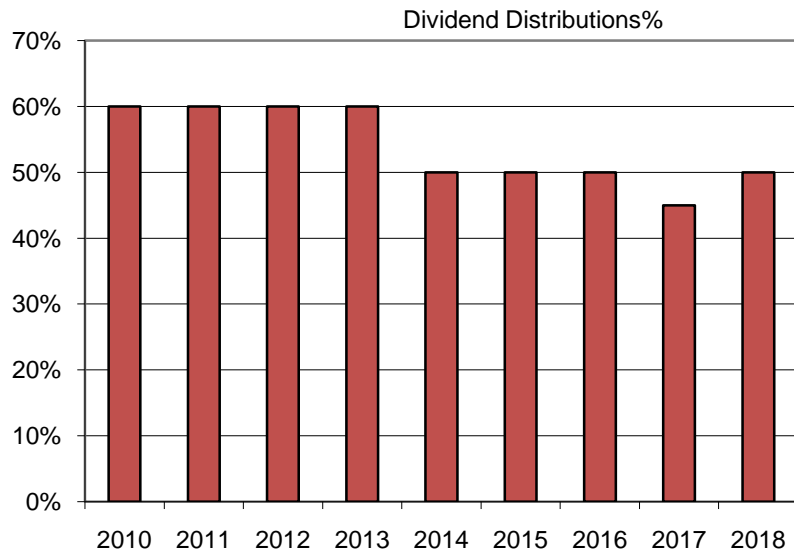
(All amounts in Qr. (000))

Current Ratio

Current ratio remains steady at 2.88 times.
The company managed to extinguish its liabilities from cash flows from operations.



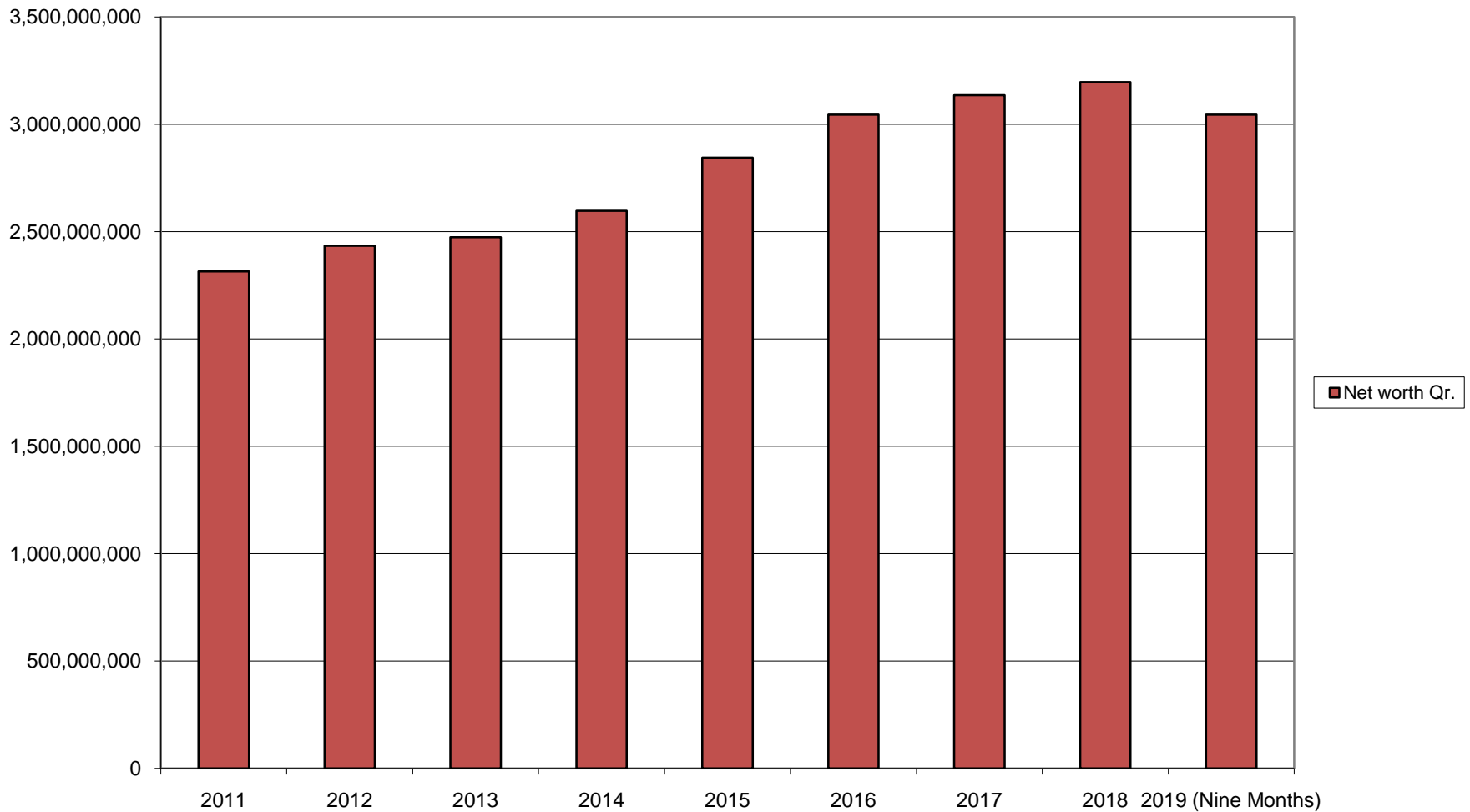
Distribution History



Sr#	Description	Dividend Distribution %	Dividend Amount (QAR)	Bonus Shares %
1	2018	50	5	-
2	2017	45	4.5	
3	2016	40	4	10
4	2015	40	4	10
4	2014	40	4	10
5	2013	60	6	-
6	2012	60	6	-
7	2011	60	6	-
8	2010	60	6	10

Net Worth

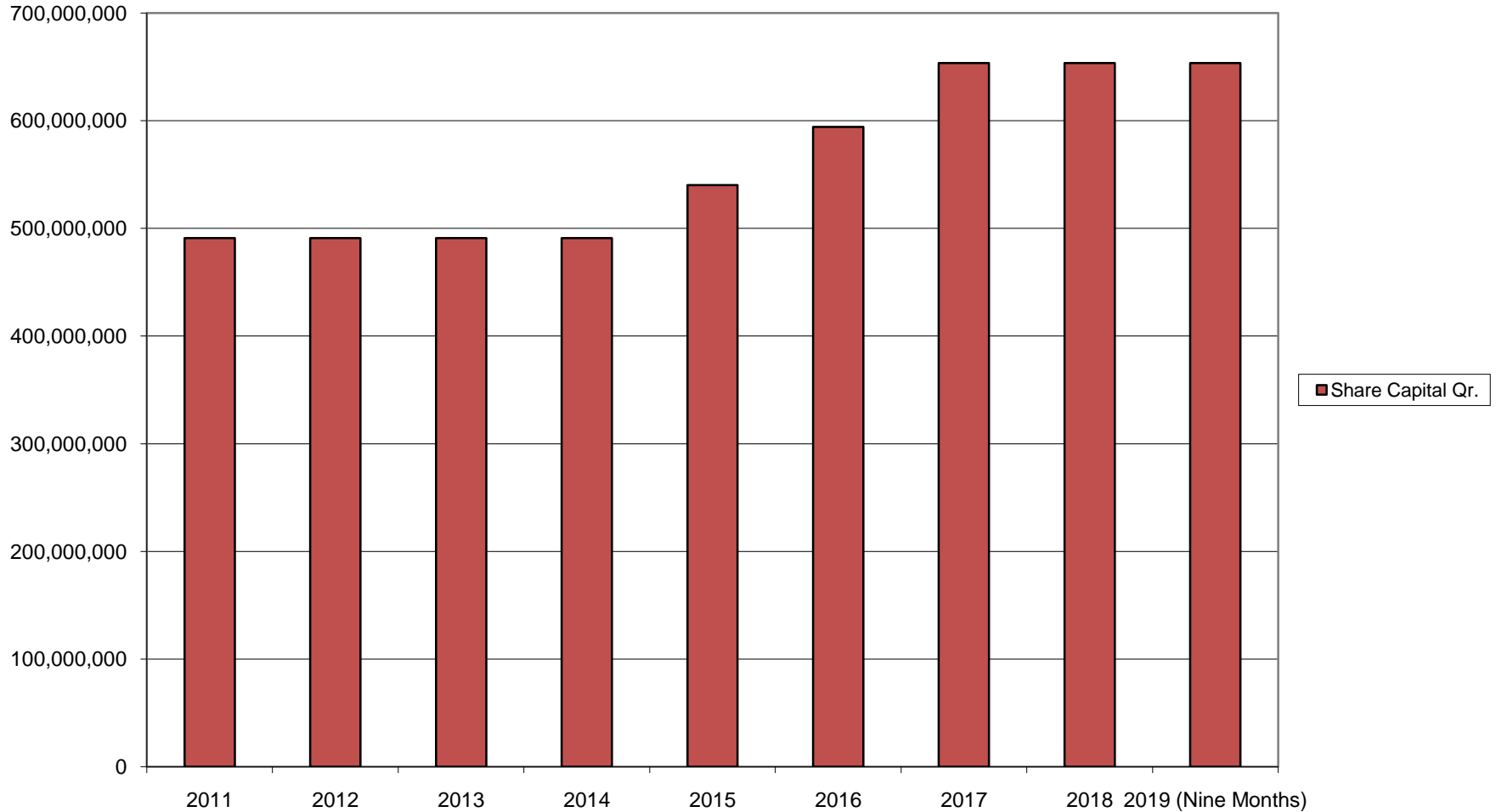
Net worth Qr.



Qatar National Cement Co. (Q.P.S.C)

Share Capital

Share Capital Qr.



Qatar National Cement Co. (Q.P.S.C)

OUTLOOK

- The company is planning to export its products to Asian and African markets. The management has signed a MoU with Qatar Primary material Company for the arrangement of exporting facilities.
- The company will continue its pursuit to innovate new and existing products in order to support FIFA 2022 world cup and Qatar vision 2030.