

# Financial Summary for period ended 30 Sep 2024

Oct 30, 2024

Doha, Qatar

Qatar National Cement Co. (Q.P.S.C)



# TABLE OF CONTENTS

- Company Profile
- Financial Highlights and Financial Performance
- Other Financial Information
- Outlook



# Disclaimer

The information contained herein has been prepared by Qatar National Cement Co. Q.P.S.C (QNCD). QNCD relies on information obtained from sources believed to be reliable but does not guarantee its accuracy or completeness.

This presentation has been prepared for information purposes only and is not and does not form part of any offer for sale or solicitation of any offer to subscribe for or purchase or sell any securities nor shall it or any part of it form basis of or be relied on in connection with any contract or commitment whatsoever.

Some of the information in this presentation may contain projections or other forward-looking statements regarding future events or the future financial performance of QNCD. These forward-looking statements include all matters that are not historical facts. The inclusion of such forward-looking information shall not be regarded as a representative by QNCD or any other person that the objectives or plans of QNCD will be achieved. QNCD undertakes no obligation to publicly update or publicly revise any forward-looking statement, whether as a result of new information, future events or otherwise. Please note that rounding differences may appear throughout the presentation.



# Company Profile

- Established in 1965 with Emiri Decree No. 07.
- Major Producer and Seller of OPC, SRC Cement and Washed Sand in the State of Qatar.
- 4 Cement Plants, 2 Sand Washing Plants and Calcium Carbonate Plant.
- Total Cement Production Capacity of 19,000 T.P.D.
- Total Sand Washing Plant Production Capacity of 40,000 T.P.D.
- Managed by experienced and professional management.

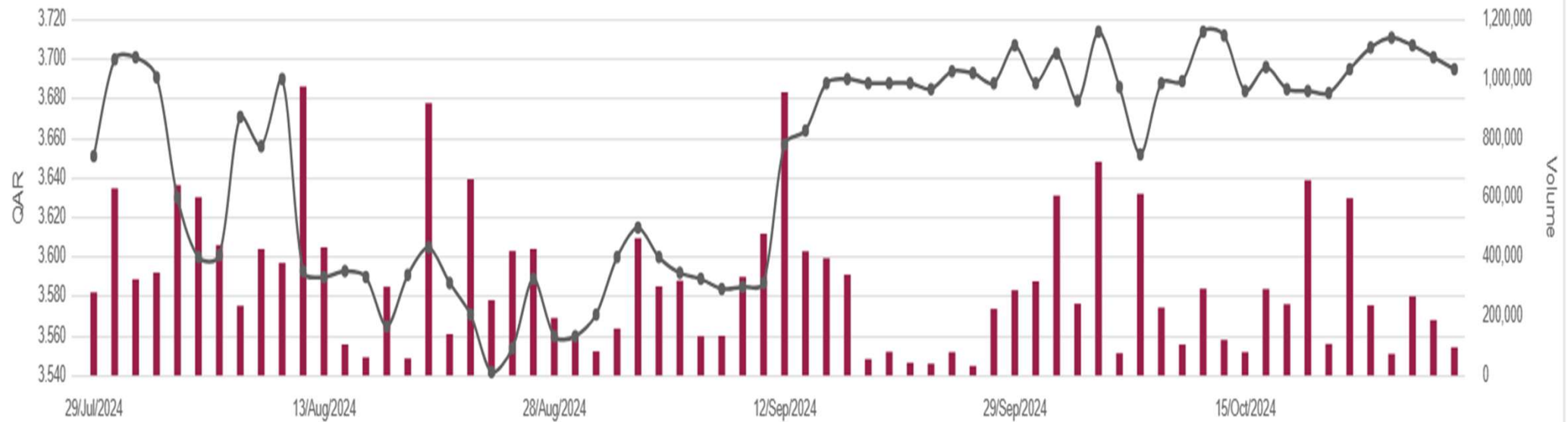


# Major Shareholders

Shareholder Name	Total Securities Owned	Ownership %
QATAR INVESTMENT AUTHORITY	160,469,890	24.55%
QATAR GENERAL RETIREMENT AND SOCIAL INSURANCE AUTHORITY	103,815,242	15.89%
AL-MANA CAPITAL HOLDING	34,748,680	5.32%
QATAR GENERAL MILITARY RETIREMENT AND SOCIAL INSURANCE AUTHORITY	33,903,487	5.19%

# 3 month share performance

29/Jul/2024 - 29/Oct/2024





# Significant Achievement

- Cover market demand for all types of cement, washed sand and calcium carbonate.
- Controlled the various operational costs without compromising the quality and efficiency.
- Successfully paid 30% of paid up capital i.e. QAR 0.3 to Shareholders.
- Compliance with Qatar Exchange and QFMA reporting requirements



## Condensed Interim Income Statement for the 9 months ended Sep 30, 2024

*(All amounts in Qr. (000))*

	2024	2023	%
Sales	<b>290,701</b>	354,066	(18)
Cost of Sales	<b>(186,301)</b>	(209,229)	(11)
Gross Profit	<b>104,400</b>	144,837	(28)
Other Income	<b>43,434</b>	47,806	(9)
Selling & Dis. Exp	<b>(3,552)</b>	(26,707)	(87)
G&A exp	<b>(14,259)</b>	(14,308)	(0.3)
Net Profit for the Period	<b>130,023</b>	151,628	(14)



# Financial Performance for the period ended 30 Sep 2024

*(All amounts in Qr. (000))*

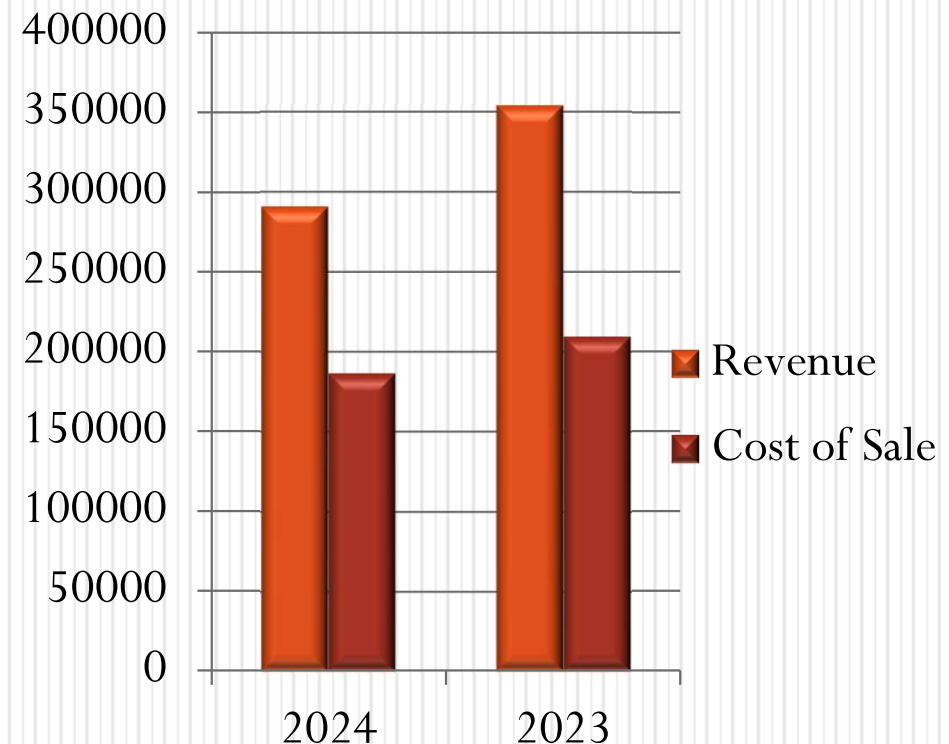
## Revenue

18% drop in revenue driven by following:

- Reduction in volumes due to drop in market demand and discount in Q1.

## Cost of Revenue

The cost of revenue has dropped by 11% mainly in line with decrease in sale and increase in production efficiency , which resulted in reduction in cost of revenue.



# Financial Performance for the period ended 30 Sep 2024

(All amounts in Qr. (000))

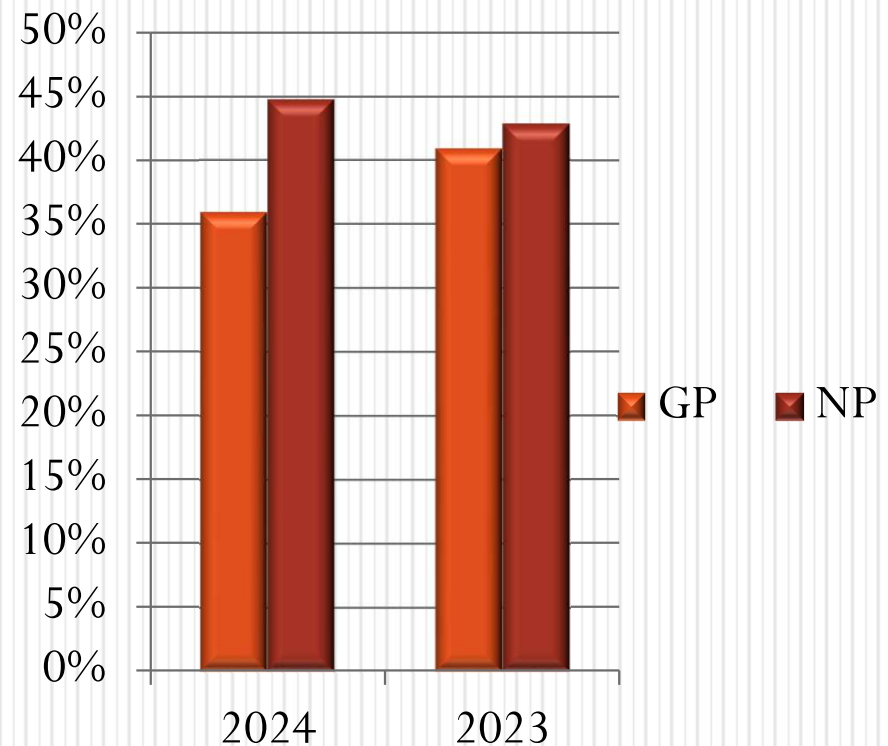
## Gross Profit

28% decrease in GP driven by following factors:

- Due to decrease in volume and discount in Q1.

## Net Profit

14% decrease in NP is due to 87% decrease in sales & marketing expenses, which is partially offset by decrease in other income.

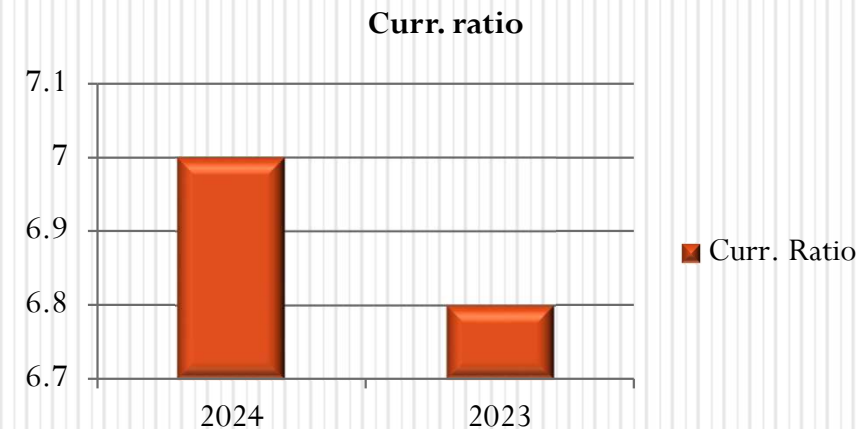




# Financial Performance for the period ended 30 Sep 2024

## Current ratio

Current ratio increased to 7 times as compared to 6.8 mainly due to reduction in current liabilities.



## Equity to total Assets ratio

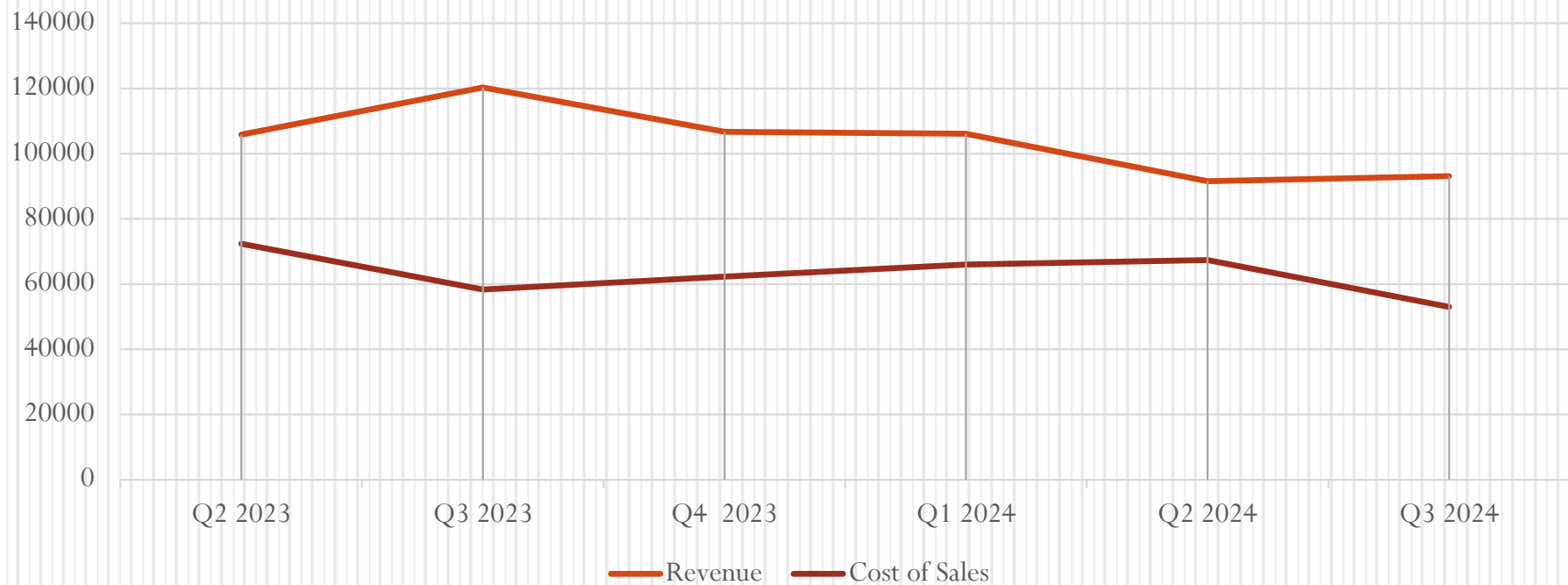
Equity to total assets ratio has increased to 0.92 from 0.91 in Q2 2024.



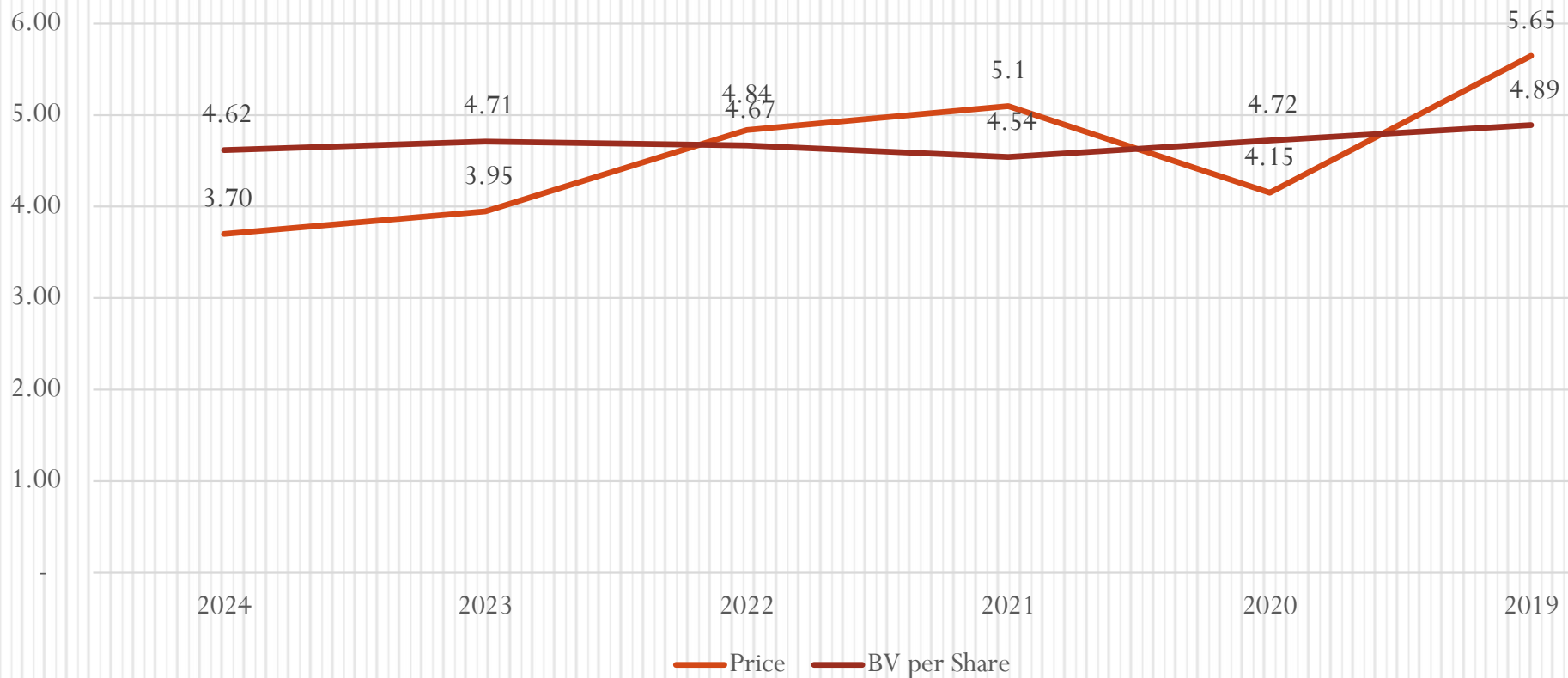


# Financial Performance for the period ended 30 Sep 2024

Quarterly analysis of Revenue & Cost of Sales



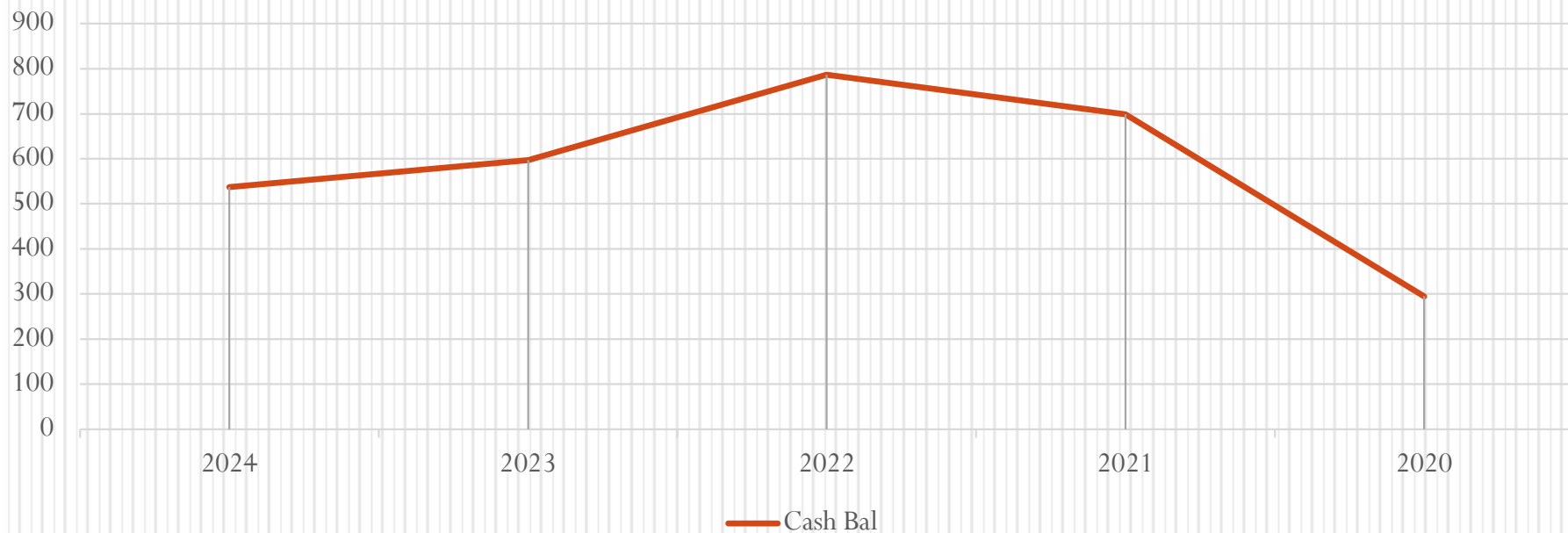
# Comparison of Price and BV per share





# Financial Performance for the period ended 30 Sep 2024

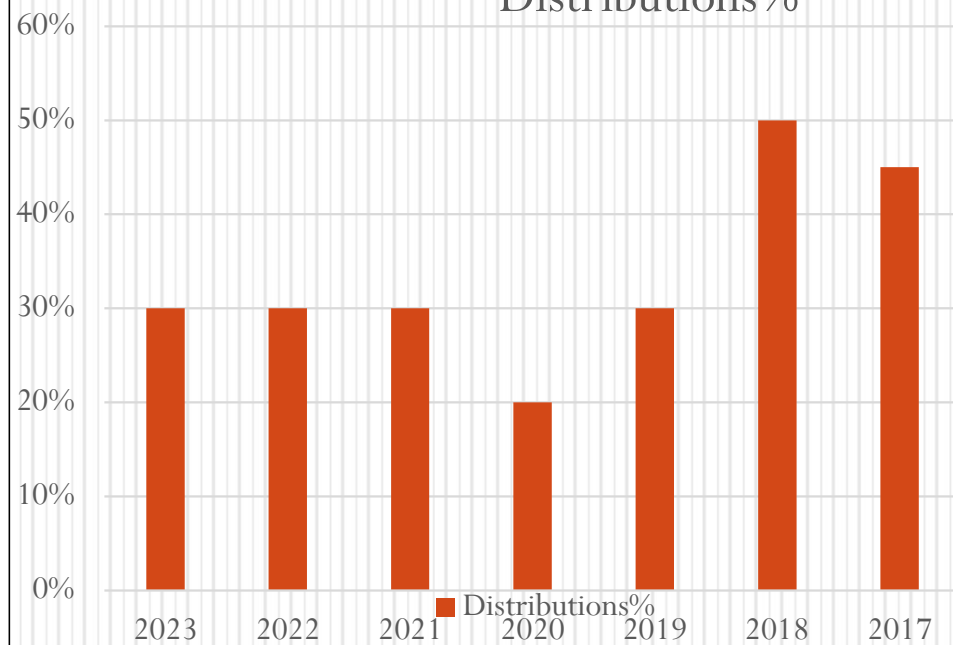
Cash balance available in millions



Cash balance includes cash at bank and short term deposits placed with banks, which are readily convertible to cash.

# Distribution History

Distributions%

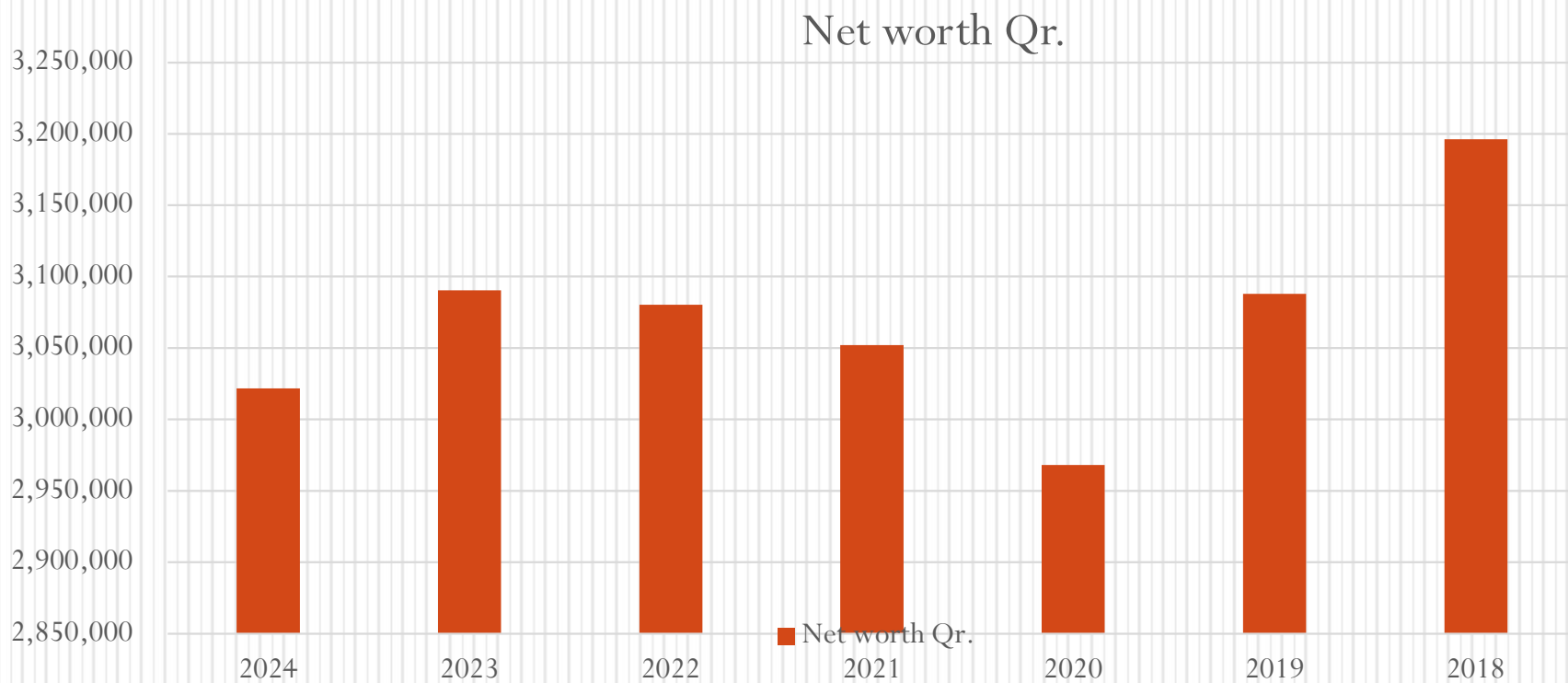


Note:

\*\*During the year 2019, the Company had split its share into 1:10. For comparison, please adjust the preceding years figs.

Sr#	Description	Dividend Distribution %	Dividend Amount (QAR)	Bonus Shares %
1	2023	30%	0.3	-
2	2022	30%	0.3	-
3	2021	30%	0.3	-
4	2020	20%	0.2	-
5	2019	30%	**0.3	-
6	2018	50%	5	-
7	2017	45%	4.5	-
8	2016	40%	4	10
9	2015	40%	4	10
10	2014	40%	4	10

# Net Worth

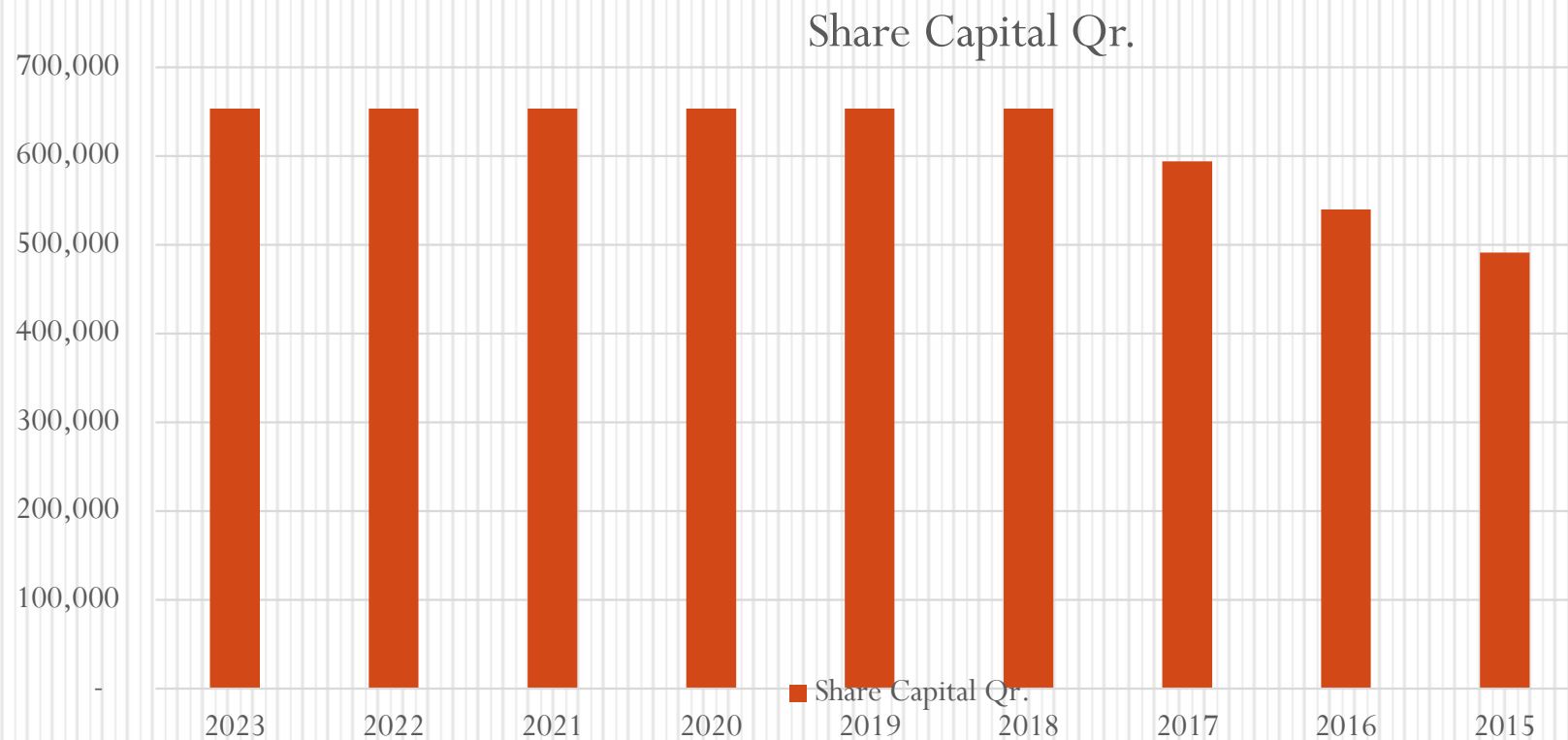


Net worth for 2024 represents fig as on 30-Sep-2024.





# Share Capital



- The company had issued 10% bonus shares 3 times in the last 10 years.
- Share capital for 2023 represents fig as on 30-June-2023.

# OUTLOOK

- We believe that demand for cement will pick up from Q4 of 2024.
- The Company is exploring opportunities to increase the shareholder value by investing in profitable ventures.
- The company will continue its pursuit to innovate new and existing products in order to support Qatar vision 2030.
- The management has taken many cost optimization initiatives, which are going add positive value.
- **Issuance of building permits up 36% in July: NPC (The Peninsula)**



# Projects Highlights

Sr#	Project Name	Expec Value in USD	Owner	Deadline
1	<u>Retail, Marine, Information Technology (IT), Services - Entertainment &amp; Media, Infrastructure And Construction, Building</u>	USD 5.5b	Ministry of Municipality	31-Dec-2026
2	<u>Chemicals, Machinery And Equipments(M&amp;E), Infrastructure And Construction</u>	275m	QE	31-Dec-2025
3	<u>Oil And Gas, Infrastructure And Construction, Services, Information Technology (IT), Telecommunications, Engineering</u>	28.7b	QE	31-Dec-2026
4	<u>Building</u>	TBA	Qatar Free Zones	31-Dec-2025

# Projects Highlights

Sr#	Project Name	Expec Value	Owner	Deadline
5	<u>Water And Sanitation, Roadways, Infrastructure And Construction, Roads And Highways</u>	TBA	Ashghals	31-Dec-2027
6	<u>Architecture And Urban Development, Building</u>	TBA	Dar Al Arkan	31-Mar-2027
7	<u>Water And Sanitation, Roadways, Infrastructure And Construction, Roads And Highways</u>	TBA	Ashghals	31-Dec-2027
8	<u>Education And Training, Building</u>	TBA	Ashghals	31-Dec-2025
9	West Bay and Doha Central Car Park	QAR 385m	MOCI	1.6Yrs
10	Qatar University Projects	QAR 1.78b	MOCI	2Yrs

Source: <https://www.tendersinfo.com/qatar-projects.php/MOCI> website



# Contact us

Saqib Pervez

Head of Finance/Investor Relation Officer

Tel: +974-40426003

Mobile:+974-50304598

Email:[saqib.pervez@qatarcement.com](mailto:saqib.pervez@qatarcement.com)&[investors@qatarcement.com](mailto:investors@qatarcement.com)

Web : [www.qatarcement.com](http://www.qatarcement.com)